

28 100m Backstroke Men Final

Official

1 Final 10 and younger, 1 (7)

Official

heat Started at: 05:16 PM (- 1 min)

Lane	Competitor	Age	Club	RT	PTS	Rank	Result
1	Otto Wright	8	Comet Com...	0.82		7	2:16.12 Entry: 2:16.00 +0.12 25m: 30.75 50m: 1:04.37 (33.62) 75m: 1:39.93 (35.56) 100m: 2:16.12 (36.19)
2	Jack Rogers	10	Troja...	0.66		5	1:39.55 Entry: 1:41.31 -1.76 25m: 21.93 50m: 46.34 (24.41) 75m: 1:12.65 (26.31) 100m: 1:39.55 (26.90)
3	Elijah Gray	10	Enter...	0.70		2	1:32.47 Entry: 1:36.60 -4.13 25m: 21.31 50m: 45.36 (24.05) 75m: 1:10.15 (24.79) 100m: 1:32.47 (22.32)
4	Jacob Wair...	10	Napi...	0.67		1	1:23.03 Entry: 1:25.09 -2.06 25m: 18.40 50m: 38.98 (20.58) 75m: 1:00.83 (21.85) 100m: 1:23.03 (22.20)
5	Harry McP...	10	Enter...	0.72		4	1:34.33 Entry: 1:33.55 +0.78 25m: 21.50 50m: 45.39 (23.89) 75m: 1:11.24 (25.85) 100m: 1:34.33 (23.09)
6	Felix Terry	9	Napi...	0.65		3	1:34.23 Entry: 1:40.99 -6.76 25m: 21.88 50m: 45.23 (23.35) 75m: 1:10.28 (25.05) 100m: 1:34.23 (23.95)
7	Max Kilpatr...	9	Troja...	0.76		6	1:52.22 Entry: 1:56.23 -4.01 25m: 26.05 50m: 55.05 (29.00) 75m: 1:25.23 (30.18) 100m: 1:52.22 (26.99)

2 Final 11 years, 2 (7)

Official

heat Started at: 05:19 PM (- 1 min)

Lane	Competitor	Age	Club	RT	PTS	Rank	Result
2	Chester Moli	11	Troja...	0.67		5	1:34.86 Entry: 1:42.69 -7.83 25m: 22.20 50m: 75m: 1:10.67 (1:10.67) 100m: 1:34.86 (24.19)
3	Logan Vlok	11	Here...	0.57		3	1:28.15 Entry: 1:28.00 +0.15 25m: 19.84 50m: 41.80 (21.96) 75m: 1:05.73 (23.93) 100m: 1:28.15 (22.42)
4	Chao Wang	11	Porir...	0.81		1	1:17.28 Entry: 1:18.15 -0.87

25m: 18.51 50m: 38.15 (19.64)
75m: 58.03 (19.88) 100m: 1:17.28 (19.25)

5 Fredrik Tiet... 11 Enter... 0.71 **2** **1:26.74**
Entry: 1:27.71 -0.97

25m: 19.74 50m: 42.14 (22.40)
75m: 1:05.65 (23.51) 100m: 1:26.74 (21.09)

6 Benji Thorpe 11 Enter... 0.72 **4** **1:34.75**
Entry: 1:34.30 +0.45

25m: 22.94 50m:
75m: 1:12.55 (1:12.55) 100m: 1:34.75 (22.20)

3 **Final 12 years, 3 (7)** Official
heat Started at: 05:21 PM (- 1 min)

Lane	Competitor	Age	Club	RT	PTS	Rank	Result
2	Wiremu Pot...	12	Napi...	0.74		5	1:28.09 Entry: 1:29.83 -1.74
	25m: 20.54 50m: 43.21 (22.67) 75m: 1:06.09 (22.88) 100m: 1:28.09 (22.00)						
3	Tyler Sheld...	12	Enter...	0.87		3	1:25.74 Entry: 1:27.62 -1.88
	25m: 19.52 50m: 40.90 (21.38) 75m: 1:04.14 (23.24) 100m: 1:25.74 (21.60)						
4	Fletcher Re...	12	Pirat...	0.71		2	1:23.48 Entry: 1:23.06 +0.42
	25m: 18.71 50m: 39.88 (21.17) 75m: 1:02.01 (22.13) 100m: 1:23.48 (21.47)						
5	Carlos Baut...	12	Cent...	0.88		1	1:20.52 Entry: 1:23.92 -3.40
	25m: 18.30 50m: 38.93 (20.63) 75m: 1:00.12 (21.19) 100m: 1:20.52 (20.40)						
6	William Kilp...	12	Troja...	0.69		4	1:26.09 Entry: 1:29.01 -2.92
	25m: 19.58 50m: 41.89 (22.31) 75m: 1:05.07 (23.18) 100m: 1:26.09 (21.02)						
7	Breyen Rae	12	Here...	0.59		6	1:32.60 Entry: 1:36.72 -4.12
	25m: 20.80 50m: 44.43 (23.63) 75m: 1:09.28 (24.85) 100m: 1:32.60 (23.32)						









4 **Final 13 years, 4 (7)** Official
heat Started at: 05:24 PM (- 1 min)

















Lane	Competitor	Age	Club	RT	PTS	Rank	Result
2	Couper Reid	13	Enter...	0.56		5	1:29.64 Entry: 1:28.75 +0.89
	25m: 20.84 50m: 44.17 (23.33) 75m: 1:07.66 (23.49) 100m: 1:29.64 (21.98)						
3	Jc van Wyk	13	Enter...	0.56		3	1:18.93 Entry: 1:21.13 -2.20
	25m: 18.33 50m: 38.90 (20.57) 75m: 59.08 (20.18) 100m: 1:18.93 (19.85)						

4	Phoenix Bo...	13	Napi...	0.71	1	1:06.67	Entry: 1:05.87 +0.80
	25m: 15.45		50m: 31.81 (16.36)				
	75m: 49.22 (17.41)		100m: 1:06.67 (17.45)				
5	Oscar Hodge	13	Pirat...	0.60	2	1:11.66	Entry: 1:11.37 +0.29
	25m: 17.06		50m: 35.16 (18.10)				
	75m: 53.73 (18.57)		100m: 1:11.66 (17.93)				
6	George Wi...	13	Here...	0.76	4	1:19.90	Entry: 1:22.45 -2.55
	25m: 19.01		50m: 38.99 (19.98)				
	75m: 1:00.16 (21.17)		100m: 1:19.90 (19.74)				
7	Flynn Teute...	13	Enter...	0.81	6	1:30.25	Entry: 1:30.92 -0.67
	25m:		50m:				
	75m: 1:07.59 (1:07.59)		100m: 1:30.25 (22.66)				

5		Final 14 years, 5 (7)						Official
heat		Started at: 05:26 PM						
Lane	Competitor	Age	Club	RT	PTS	Rank	Result	
1	Grayson P...	14	Ice B...	0.98		7	1:25.60 Entry: 1:23.48 +2.12	
	25m: 19.48		50m: 40.74 (21.26)					
	75m: 1:03.42 (22.68)		100m: 1:25.60 (22.18)					
2	Joshua Mat...	14	Enter...	0.76		5	1:15.62 Entry: 1:16.38 -0.76	
	25m: 16.89		50m: 35.78 (18.89)					
	75m: 55.82 (20.04)		100m: 1:15.62 (19.80)					
3	Makauri Ha...	14	Com...	0.68		3	1:11.08 Entry: 1:12.05 -0.97	
	25m: 15.98		50m: 33.10 (17.12)					
	75m: 51.94 (18.84)		100m: 1:11.08 (19.14)					
4	Kyle Setford	14	Here...	0.70		1	1:04.14 Entry: 1:03.40 +0.74	
	25m: 14.99		50m: 30.80 (15.81)					
	75m: 47.67 (16.87)		100m: 1:04.14 (16.47)					
5	Archie Cole	14	Here...	0.75		2	1:09.24 Entry: 1:10.31 -1.07	
	25m: 16.36		50m: 33.75 (17.39)					
	75m: 51.79 (18.04)		100m: 1:09.24 (17.45)					
6	Harrison S...	14	Enter...	0.70		4	1:13.23 Entry: 1:13.05 +0.18	
	25m: 16.84		50m: 35.22 (18.38)					
	75m: 54.68 (19.46)		100m: 1:13.23 (18.55)					
7	Cooper Burns	14	Gree...	0.93		6	1:17.28 Entry: 1:17.75 -0.47	
	25m: 17.89		50m:					
	75m: 57.70 (57.70)		100m: 1:17.28 (19.58)					
8	Mahanga C...	14	Enter...	0.74			DSQ	

6		Final 15 years, 6 (7)						Official
---	--	-----------------------	--	--	--	--	--	----------

heat		Started at: 05:29 PM						
Lane	Competitor	Age	Club	RT	PTS	Rank	Result	
3	 Bartly Trotter	15	 Troja...	0.68		3	1:04.45 Entry: 1:02.94 +1.51	
	25m: 14.74		50m: 30.92 (16.18)					
	75m: 47.74 (16.82)		100m: 1:04.45 (16.71)					
4	 Declan Bro...	15	 Pirat...	0.61		1	57.79 Entry: 58.21 -0.42	
	25m: 13.50		50m: 27.91 (14.41)					
	75m: 42.74 (14.83)		100m: 57.79 (15.05)					
5	 Jack McPhail	15	 Tawa...	0.54		2	1:00.65 Entry: 1:00.12 +0.53	
	25m: 14.11		50m: 29.03 (14.92)					
	75m: 44.79 (15.76)		100m: 1:00.65 (15.86)					
6	 Henry Rob...	15	 Pirat...	0.64		4	1:07.34 Entry: 1:07.33 +0.01	
	25m: 15.90		50m: 32.38 (16.48)					
	75m: 50.16 (17.78)		100m: 1:07.34 (17.18)					

7 heat		Final 16 and older, 7 (7)							Official
heat		Started at: 05:31 PM							
Lane	Competitor	Age	Club	RT	PTS	Rank	Result		
1	 Wyatt Holmes	18	 Here...	0.69		6	1:06.83 Entry: 1:08.83 -2.00		
	25m: 15.30		50m: 32.04 (16.74)						
	75m: 49.69 (17.65)		100m: 1:06.83 (17.14)						
2	 Liam McEn...	16	 Here...	0.57		5	1:05.87 Entry: 1:05.09 +0.78		
	25m: 15.22		50m: 31.45 (16.23)						
	75m: 48.58 (17.13)		100m: 1:05.87 (17.29)						
3	 TeMaumah...	16	 Com...	0.61		3	1:01.95 Entry: 1:03.16 -1.21		
	25m: 14.27		50m: 29.41 (15.14)						
	75m: 45.29 (15.88)		100m: 1:01.95 (16.66)						
4	 Lucas Perc...	18	 Cent...	0.58		1	57.49 Entry: 56.43 +1.06		
	25m: 13.13		50m: 27.52 (14.39)						
	75m: 42.85 (15.33)		100m: 57.49 (14.64)						
5	 Vincent Do...	26	 Club ...	0.51		2	59.09 Entry: 57.95 +1.14		
	25m: 13.82		50m: 28.75 (14.93)						
	75m: 44.51 (15.76)		100m: 59.09 (14.58)						
6	 Max Phillips	18	 Com...	0.62		4	1:03.80 Entry: 1:04.01 -0.21		
	25m: 14.59		50m: 30.63 (16.04)						
	75m: 47.50 (16.87)		100m: 1:03.80 (16.30)						
7	 John Mana...	16	 Cent...	0.64		7	1:10.39 Entry: 1:08.80 +1.59		
	25m: 15.68		50m: 33.18 (17.50)						
	75m: 51.66 (18.48)		100m: 1:10.39 (18.73)						
8	 Calvin Bray...	17	 Com...	0.56		8	1:12.21 Entry: 1:12.07 +0.14		

25m:	17.06	50m:	35.60 (18.54)
75m:	54.34 (18.74)	100m:	1:12.21 (17.87)